

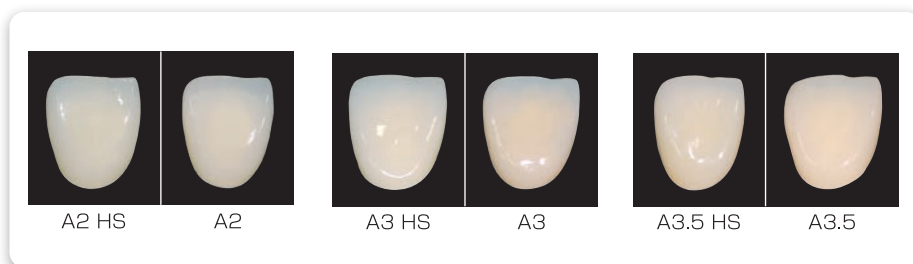
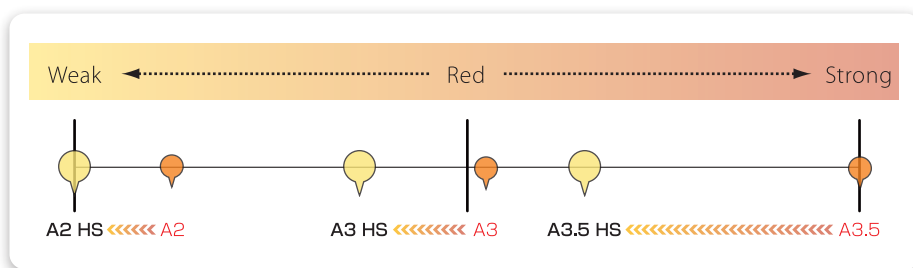
# Luna-Wing HS



We've slightly toned down the redness of Luna-Wing Shade.

# HS

Easy to use, even for first-time users of Luna-Wing.



Shade	A2 HS	A3 HS	A3.5 HS
Invisible Opaque	Existing IVO		
Shade Opaque	Existing Opaque		
Opaque Dentine (3 colors)			
	ODA2 HS	ODA3 HS	ODA3.5 HS
Dentine (3 colors)			
	DA2 HS	DA3 HS	DA3.5 HS
Enamel (2 colors)			
	E2 HS	E3 HS	

Hard type is also available for Enamel line-up.

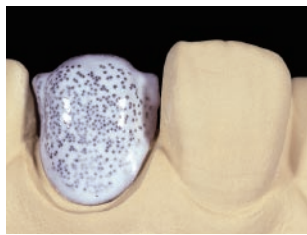


# Luna-Wing

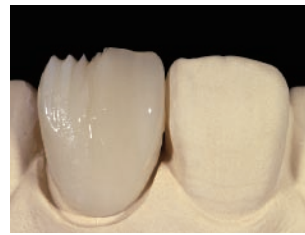
Hybrid Composite Resin for C&B

- ✓ Easy to Handle !
- ✓ Extremely Low Shrinkage !
- ✓ Good Shape Preservation !
- ✓ Nano-Technology !
- ✓ High Biological Safety !

## Basic Layering Steps for Luna-Wing



1 Apply Primer Paste & Invisible Opaque + Light Cure



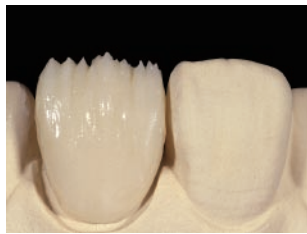
2 Apply Opaque+ Light Cure



3 Apply Dentine HS + Light Cure



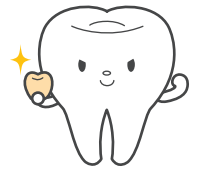
4 Apply Enamel HS + Light Cure



5 Polish & Glaze



6 Finish



## Extensive Color Variation

### Basic Shade (A0 - D4)

A0	A1	A2	A3	A3.5	A4	B1	B2	B3	B4	C1	C2	C3	C4	D2	D3	D4
IvO																
OA0	OA1	OA2	OA3	OA3.5	OA4	OB1	OB2	OB3	OB4	OC1	OC2	OC3	OC4	OD2	OD3	OD4
CA1																
CA1	CA2	CB1	CB2	CC1	CC2	CD1	CD2									
OD40	OD41	OD42	OD43	OD43.5	OD44											
DA0	DA1	DA2	DA3	DA3.5	DA4	DB1	DB2	DB3	DB4	DC1	DC2	DC3	DC4	DD2	DD3	DD4
E0	E2	E3	E4	E1	E2	E3	E2	E3	E4	E2	E3					

### Harmonized Shade

A2 HS	A3 HS	A3.5 HS
IvO		
OA2	OA3	OA3.5
OD42 HS	OD43 HS	OD43.5 HS
DA2 HS	DA3 HS	DA3.5 HS
E2 HS	E3 HS	

### Effect Line-Up (9 colors)

HV WE	WE	AM	OC	Coffee	Orange	L GUM	GUM	D GUM
-------	----	----	----	--------	--------	-------	-----	-------

### Stain Line-Up (21 colors)

White	Milky	Pink	Salmon Pink	White Violet	Violet	Orange	Dark Orange	Red	Red Brown	Yellow
Blue	Brown	Dark Brown	A Shift	B Shift	C Shift	D Shift	Gray	Black	Clear	